

Soccer Stats System Software manual



Kazo Vision

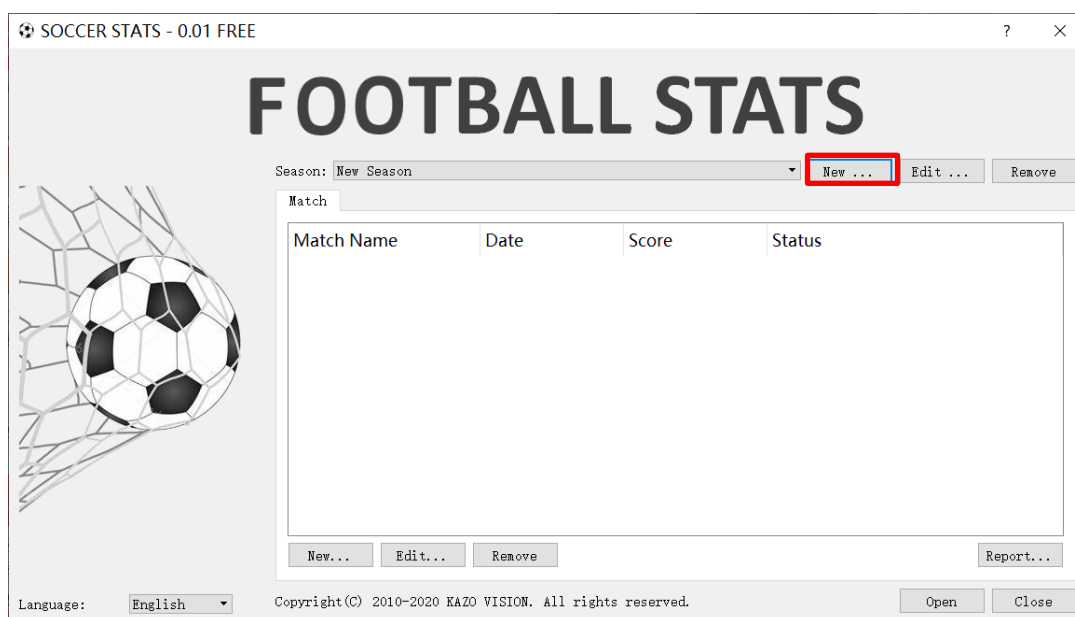
WEB: <http://www.kazovision.com> MAIL: sales@kazovision.com

1. Introduction

The software is used for field technical statistics of soccer games. The assistant coaches can make systematic analysis and evaluation on the whole team and individual through the recording of various events during the match and the establishment of detailed technical statistics. Plug in the USB dog when use the software.


2. Create a new match

Open the software and enter the "FOOTBALL STATS". Click "New" button to create a new match and fill in the info of the match.





Click the icon  to enter the "Season Configure" to redefine the rules of the match.

Season Name: Rule: 

Online Mode

Teams

Team Detail

Team Name: Nick Name:

Leader: Coach:

Memo:

Players

Player Detail

Number:

Name:

Starting Player:

Memo:

Click the "OK" button.

Rule:

Parameters:

Standard Points:

Player Numbers: Period Numbers:

Period Length:

Reset Timeout Times: Not Reset End of Half

Reset Team Fouls Times: End of Period End of Half

When used with meet management server, check the “Online Mode” in the season configure, and fill in the IP address of the server (the default address is 192.168.0.180), and click “Synchronize” button. The software will automatically synchronize all the teams, players and session info with the meet management server.

Season Configure... ? X

Season Name: Rule:

Online Mode

Teams

Team Detail

Team Name: Nick Name:

Leader: Coach:

Memo:

Players

Player Detail

Number:

Name:

Starting Player:

Memo:

It is also possible to add the match info manually. Just click " Add Team" button to add a new team. And fill in the detailed info of the team and set up team logo.

Season Configure... ? X

Season Name: Rule:

Online Mode

Teams

New Team

Team Detail

Team Name: Nick Name:

Leader: Coach:

Memo:

Players

Player Detail

Number:

Name:

Starting Player:

Memo:

+ Add Team

- Remove Team

+ Add Player

- Remove Player

OK Cancel

Click "Add Player" button to add a new player and then fill in the info of the player. After all info has been filled in, click "OK" button and return to "FOOTBALL STATS" page.

Season Configure... ? X

Season Name: Rule:

Online Mode

Teams

CHINA

Team Detail

Team Name: Nick Name:

Leader: Coach:

Memo:

Players

Player

Player Detail

Number:

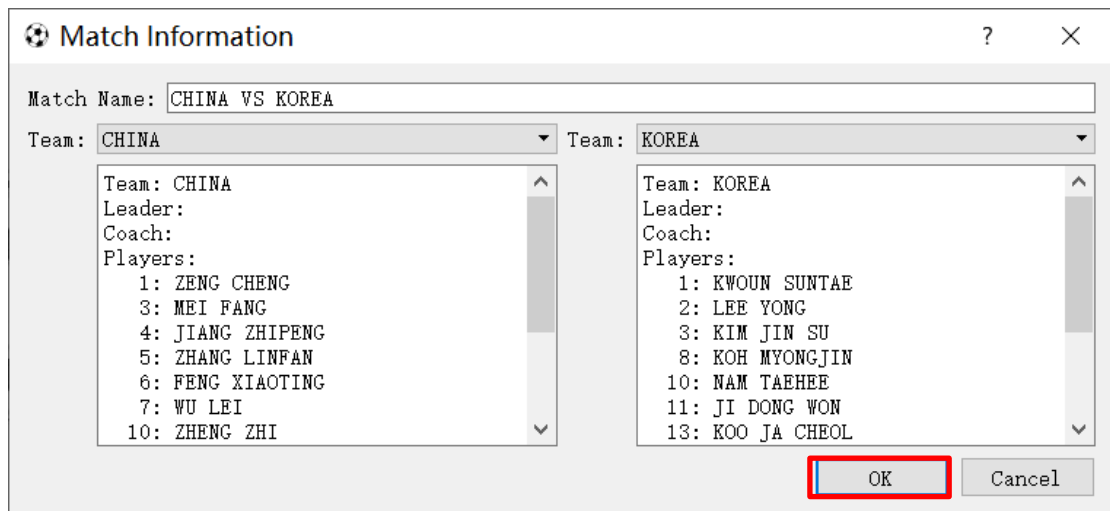
Name:

Starting Player:

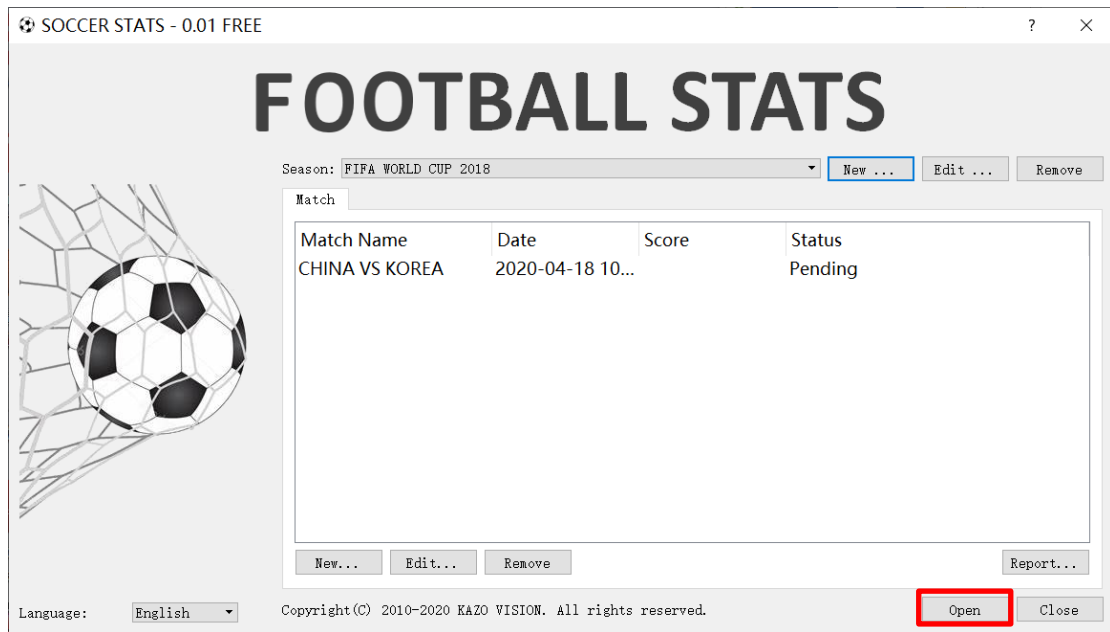
Memo:

3. Open the match

Click "New" button to create a new match in the match list.



Choose the match, then click "Open" button.



After enter the interface, there are some tips. Click any button to enter formal operation.

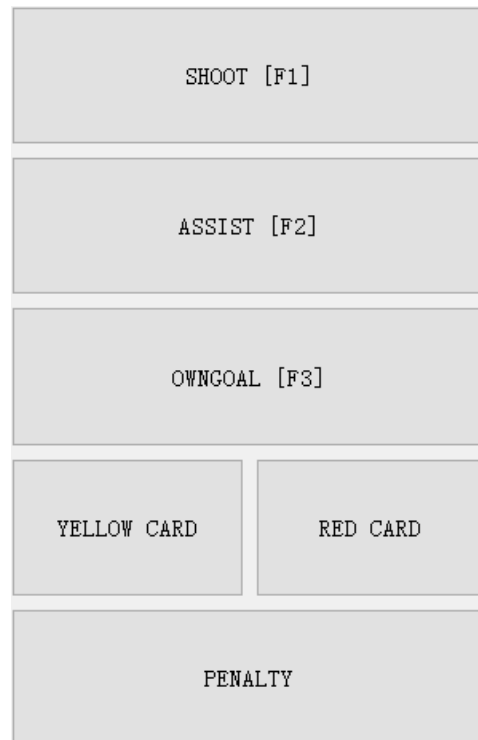


Right click each team starters' number, and the number will turn green. The preparation work is over.



4. Statistic operation

The statistic operation buttons are listed in the center of the interface. Click these buttons and then click the players on the left and right sides.



5. Shooting statistics



Click the shooting point on either side of the screen.

Left / Middle Click: left or middle click a shooting point and then according to the hints select a shooting player. The operation indicates that the player has failed at this point.

Right Click: right click a shooting point and then according to the hints select a shooting player. The operation indicates that the player got the shot at this point.

6. Main operation

1) Substitution operation:

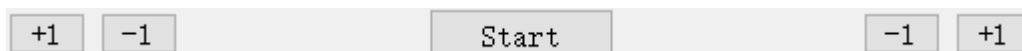
Right click substituted player number, the icon will turn orange from green. And then right click a white player number to complete substitution operation.



2) Time and score operation:

The buttons "+1 -1" are used to change scores. It is generally used when the scoring player cannot be determined.

Notice: It is not recommendable to use these buttons to change the score.



3) Modifying operation

The events are listed under the interface. Double click the event to modify the corresponding time, teams, players and result, such as three points being modified to two points.

| Period | Time | Team | Player | Action | Result |
|--------|-------|-------|---------------|---------|--------|
| 1 | 00:00 | CHINA | 4 JIANG ZH... | Shot | Miss |
| 1 | 00:00 | KOREA | 11 JI DONG... | Defense | - |
| 1 | 00:00 | CHINA | 5 ZHANG LI... | Shot | Miss |
| 1 | 00:00 | KOREA | 3 KIM JIN SU | Defense | - |
| 1 | 00:00 | CHINA | 7 WU LEI | Shot | Score |
| 1 | 00:00 | CHINA | 11 HAO JU... | Assist | - |

7. System and export report

Click "System" > "Match Profile" in the toolbar to temporarily decide whether to enable online function with meet management server for the current game.

⚽ SOCCER STATS - 0.01 FREE - FIFA WORLD CUP 2

System Match Control Score Link Live Data Ho

Match Profile...
Reset
Report...
Exit

CHINA 2 0
KOREA 0 0

YEL
RE

⚽ Match Profile... ? X

Online Mode:

Name: CHINA VS KOREA

Location:

Date: 2020-04-18 10

Referee 1:

Referee 2:

Referee 3:

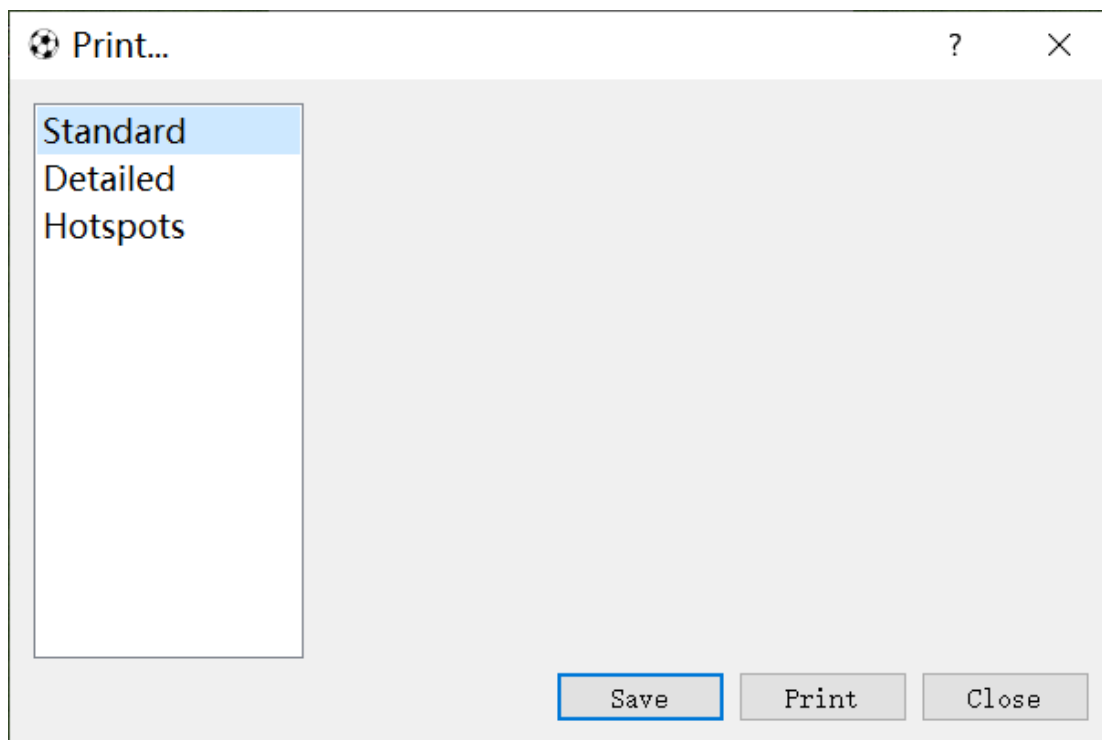
Referee 4:

Referee 5:

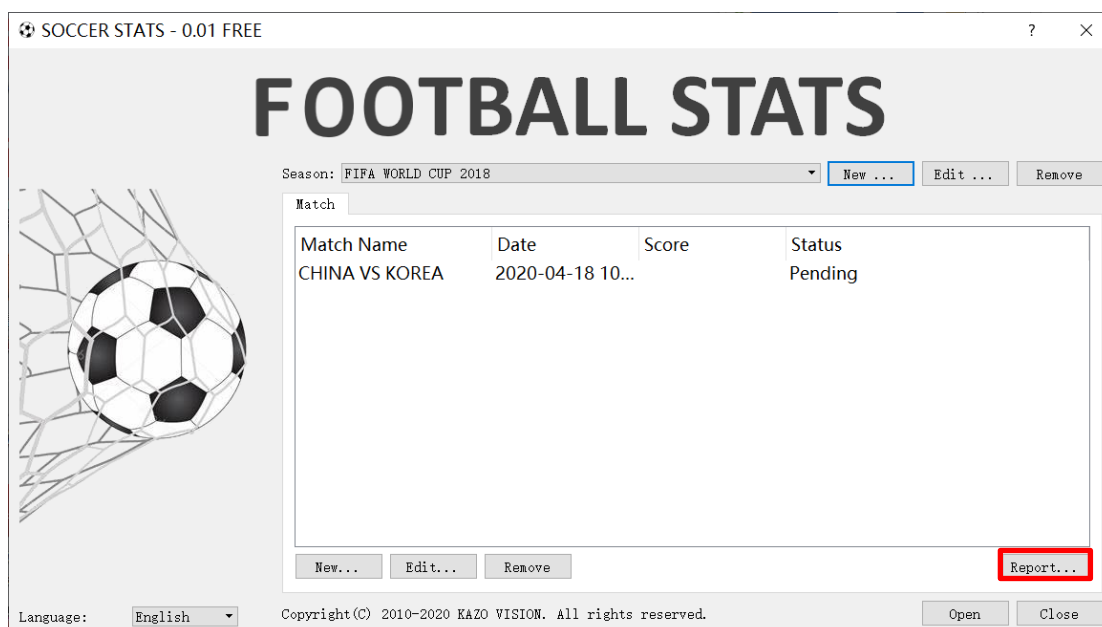
Referee 6:

OK Cancel

At the end of the game, click the "System" button in the toolbar and choose "Report" to print the game data directly or choose "Save as PDF" to save it for reference or printing.

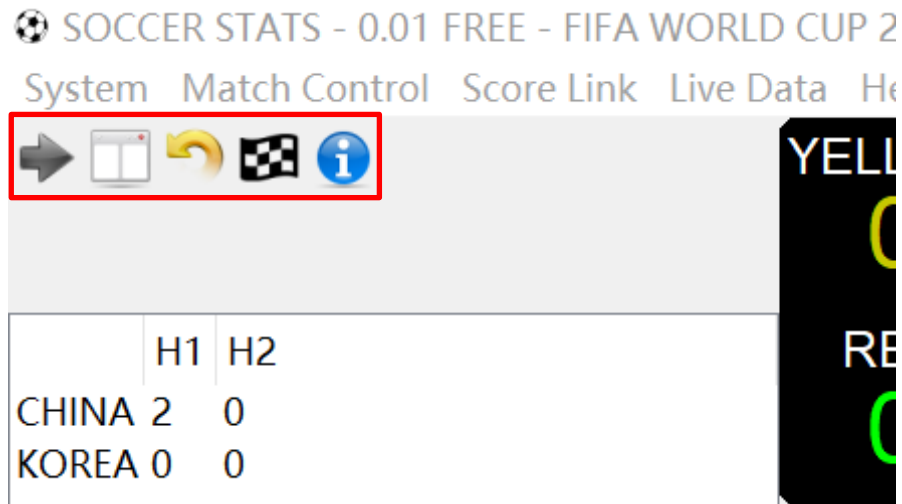


Open the software after the game and click "exists" button to select a game. Click "Report" button on the interface to print the data directly or choose "Save as PDF" for reference or printing.

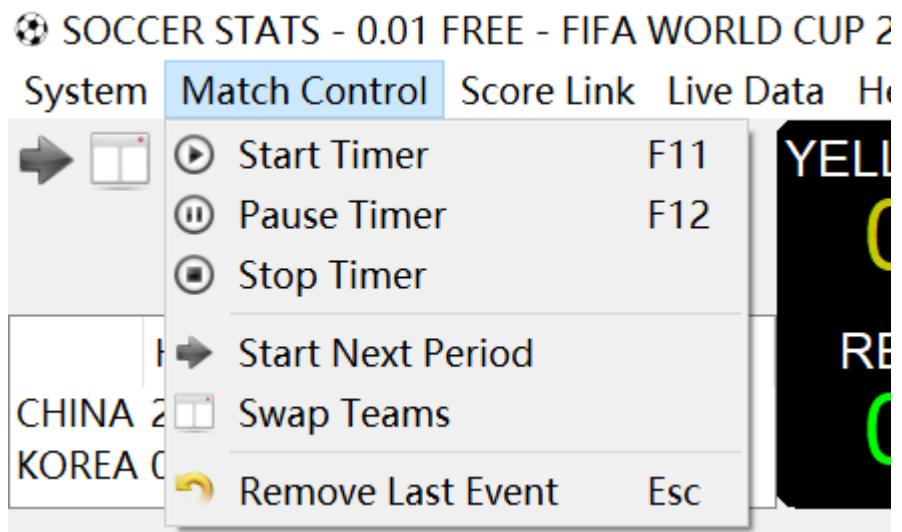


8. Match control

- 1) The left upper corner of the screen shows the score of every period. The above four buttons in sequence is "Start Next Period", "Swap Teams", "Remove Last Event", "Finish Match" and "Quick Guide".



- 2) Click the "Match Control" button in the toolbar, the detailed control info can be listed.



9. Synchronize with Ultra Score (Score Link)

Click "Score Link" > "Settings" button in the toolbar.

⚽ SOCCER STATS - 0.01 FREE - FIFA WORLD CUP 2

System Match Control **Score Link** Live Data Ho

➔ 📄 ↶ 🏠 ⓘ Settings...

| | H1 | H2 |
|-------|----|----|
| CHINA | 2 | 0 |
| KOREA | 0 | 0 |

YELL
RE

Input the IP address of Ultra Score.

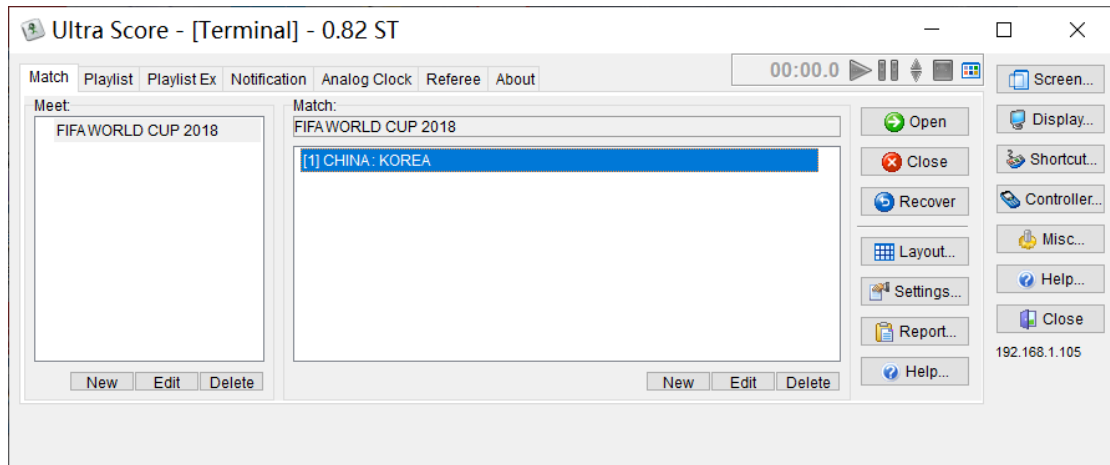
⚽ Settings... ? ×

Ultra Score ▾

IP Address : 192.168.1.105

OK Cancel

Open the match on Ultra Score terminal, the basketball stats software will open the match automatically.




10. Live Data

Click the "Live Data" button in the toolbar.

⚽ SOCCER STATS - 0.01 FREE - FIFA WORLD CUP 2

System Match Control Score Link **Live Data** He



| | H1 | H2 |
|-------|----|----|
| CHINA | 2 | 0 |
| KOREA | 0 | 0 |

YELL
RE

Following is the live data options.

⚽ Settings... ? X

Link with Title Maker (CICADA)
IP Address : 127.0.0.1
<http://www.kazovision.com/audiovisual/title maker>

Realtime Data Broadcast (Network)
View Protocol

Export XML File
File Name: ...

Online Statistics:
URL:

OK Cancel



Kazo Vision

WEB: <http://www.kazovision.com> MAIL: sales@kazovision.com

Information in this publication is subject to change without notice.
© 2020 Kazo Vision. Printed in China. Printed on recycled paper.
2020 – 04



6932020041801